

Ashland-Greenwood Area - NE

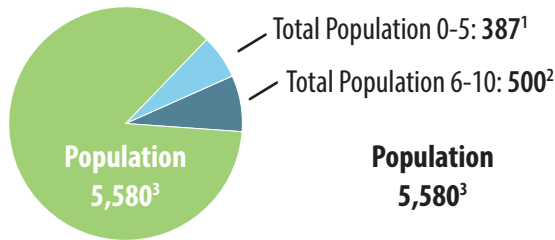
Community Conversation About Early Childhood Programs and Services



The Communities for Kids initiative was created in response to community requests for assistance with shortages of high-quality early care and education programs — shortages that both impact children’s optimal development and pose a challenge for communities hoping to attract and retain the viable workforces they need to thrive.

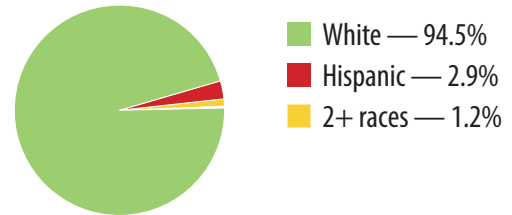
Communities for Kids partners with communities’ public and private entities to support and coordinate planning for access to high-quality early care and education for all children birth through age eight. These partnerships are customized to address each community’s unique assets and needs — so each community can grow and prosper well into the future.

Ashland-Greenwood Area Demographics



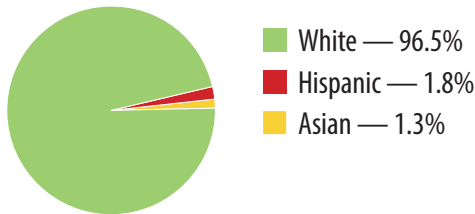
Demographics by Zip Code

68003 Ashland/Lake/Wann/Rural — Total population: 4,516



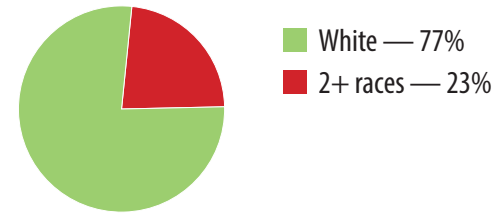
Median income \$64,038 Poverty level 5% Median age 41 years

68366 Greenwood/Rural — Total population: 990



Median income \$69,286 Poverty level 2.1% Median age 41.7 years

68042 Memphis/Rural — Total population: 74



Median income Not available Poverty level Not available Median age 46.5 years

Demographics for School District

	ASHLAND-GREENWOOD	ALL NEBRASKA
Free/Reduced Lunch	29%	46%
High School Graduation Rate	94%	88%

Child Care Availability

Number of children with all available parents working	290
Total number of licensed child care spots for ages 0-6	94
Number of children under age 6 not enrolled in a licensed child care facility	198

Gap of available child care options

Licensed Before-Afterschool Care Capacity

Number of children age 6-10 with all available parents working	375
Total number of licensed child care spots for Before-Afterschool for children	42
Number of children age 6-10 not enrolled in a licensed child care facility for Before-Afterschool	333

Gap of available child care options

Private Early Childhood Programs

Licensed In-home Providers	9
Licensed Child Care Centers	0
Total 0-6 Licensed Capacity	94

1, 2 - Ashland-Greenwood Public School Census History, 2020

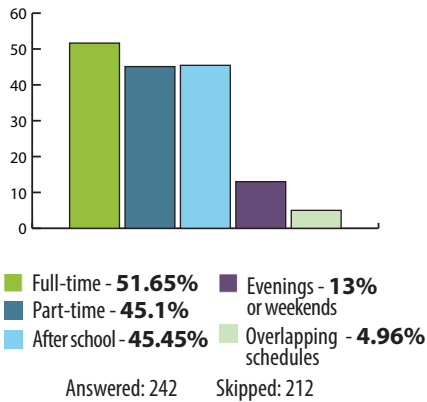
3 - Zip codes 68003, 68042, 68366 Ashland-Greenwood Public School District, U.S. Census Bureau, 2019 Data — www.nebraska-demographics.com

Community Assessment Group information

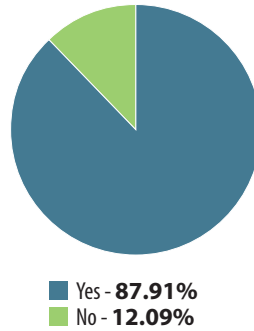
The Ashland-Greenwood Area Communities for Kids team worked together to develop a survey to address the current and future needs of early childhood care and learning opportunities in the community. Surveys were provided online via Survey Monkey and paper copies were made available to gather community input. A total of 454 surveys were collected. 95% of respondents were Ashland-Greenwood Area residents and 5% came from surrounding areas.

Children and Families

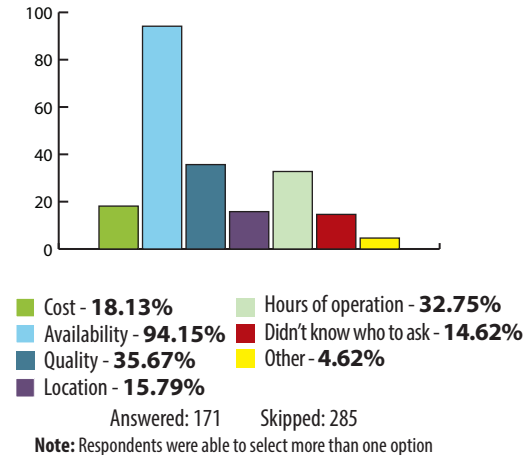
What are your child care needs per week?



If using a childcare provider, was it difficult to find child care locally?

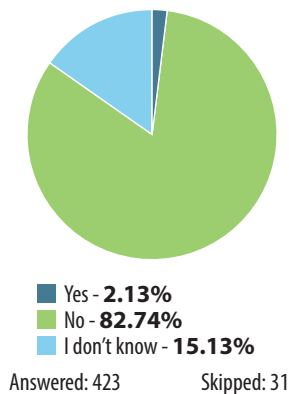


Please indicate why finding childcare was difficult. (Please select all that apply)

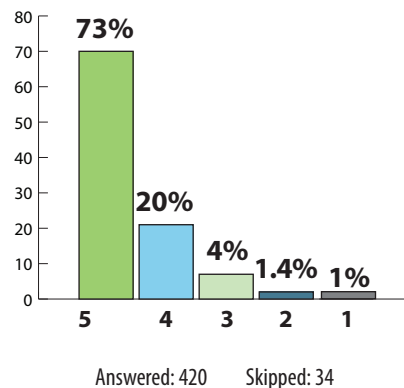


Community and Impact on Business

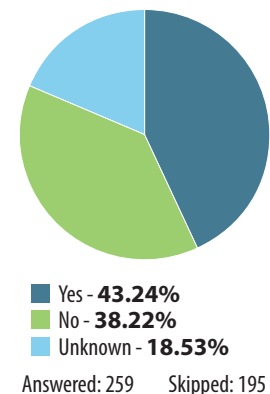
Do you feel that there are enough child care options in your community?



On a scale of one to five, five being the most important, what priority would you give to high quality childcare availability for the future growth and development of Ashland-Greenwood Area?



In the last 12 months, has a lack of child care caused you to miss work, be tardy, or cause a distraction at work?



The Ashland-Greenwood Area community has focused on the following three priorities through their C4K work.

Through the support and combined efforts, the Ashland-Greenwood Area Community for Kids team is working to address the following priorities. We encourage community members to reach out to the team to provide your knowledge, skills, and experience in supporting these priorities.

1. Increase support for our existing early childhood providers through coordinators and resources.
2. Raise public awareness and community engagement about the importance of quality early childhood experiences.
3. Build capacity and increase access to community early childhood programs.